
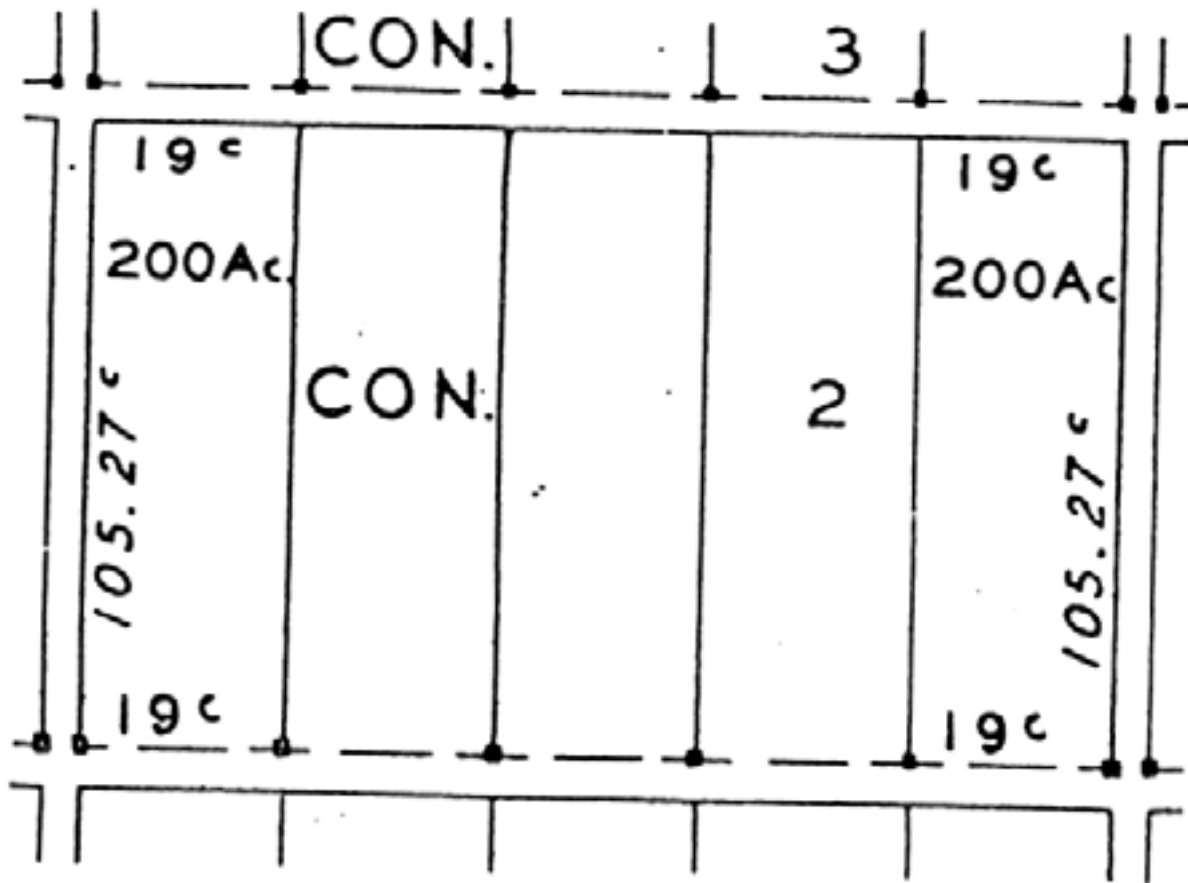


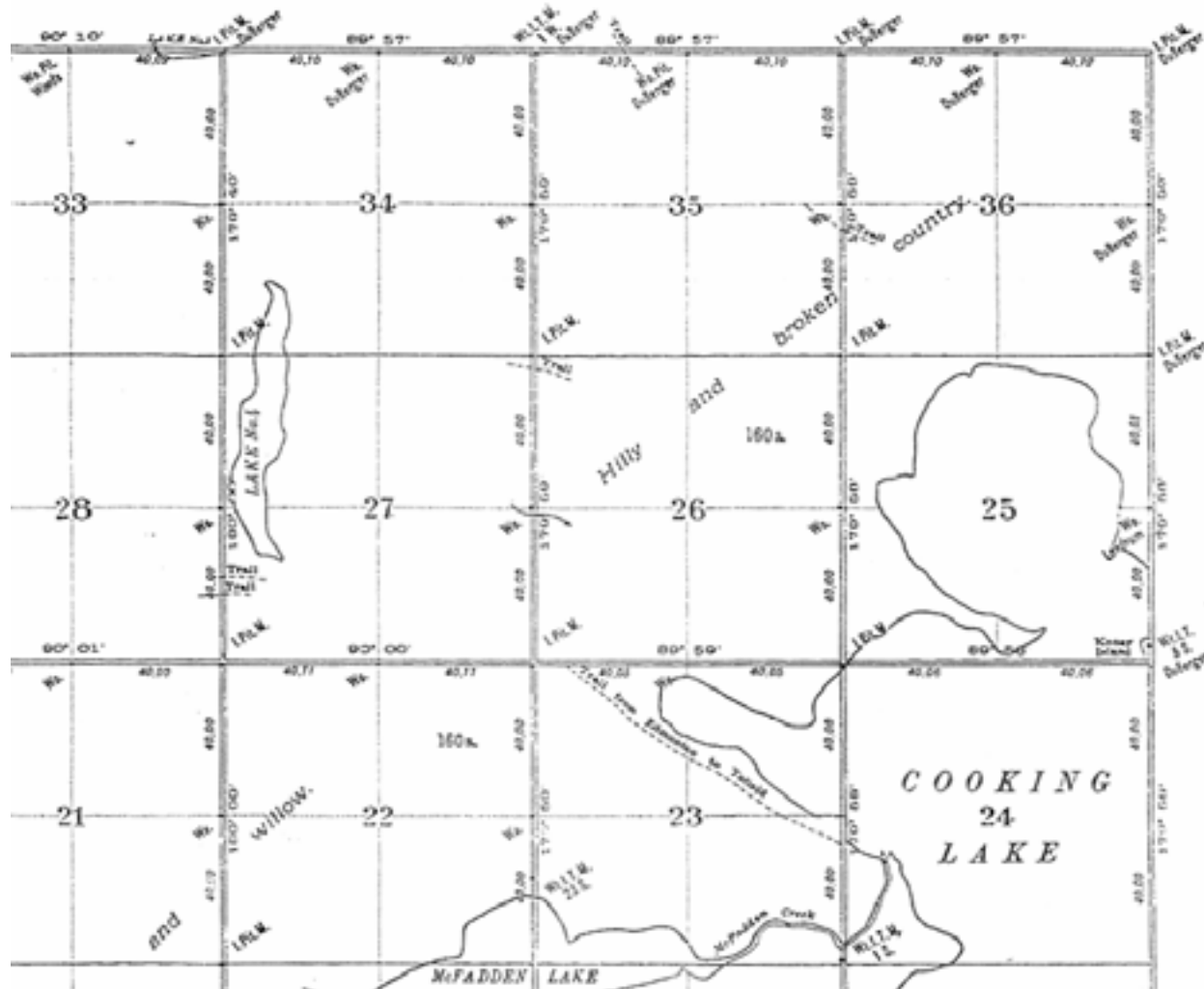
Natural Resources  
Canada

Ressources naturelles  
Canada

Canada









<b>Community</b>	<b>Responses</b>	<b>Seen monument?</b>	<b>%</b>
Bancroft	27	24	89
Calgary	225	56	25
Edmonton	32	14	44
Ottawa	45	16	36
Saint John	11	9	82
Scarborough	10	2	20
Winnipeg	24	15	63
Others	5	4	80
<b>Totals</b>	<b><u>379</u></b>	<b><u>140</u></b>	<b><u>37%</u></b>





<b>Community</b>	<b>Natural</b>	<b>Artificial</b>	<b>Monument</b>	<b>Coordinate</b>
Bancroft	6	2	19	0
Calgary	72	58	50	45
Edmonton	3	13	13	3
Ottawa	12	10	20	3
Saint John	2	0	8	1
Scarborough	5	5	0	0
Winnipeg	5	9	8	2
Others	1	1	3	0
<b>Totals</b>	<b><u>106</u></b>	<b><u>98</u></b>	<b><u>121</u></b>	<b><u>54</u></b>
<b>%</b>	<b><u>28%</u></b>	<b><u>26%</u></b>	<b><u>32%</u></b>	<b><u>14%</u></b>



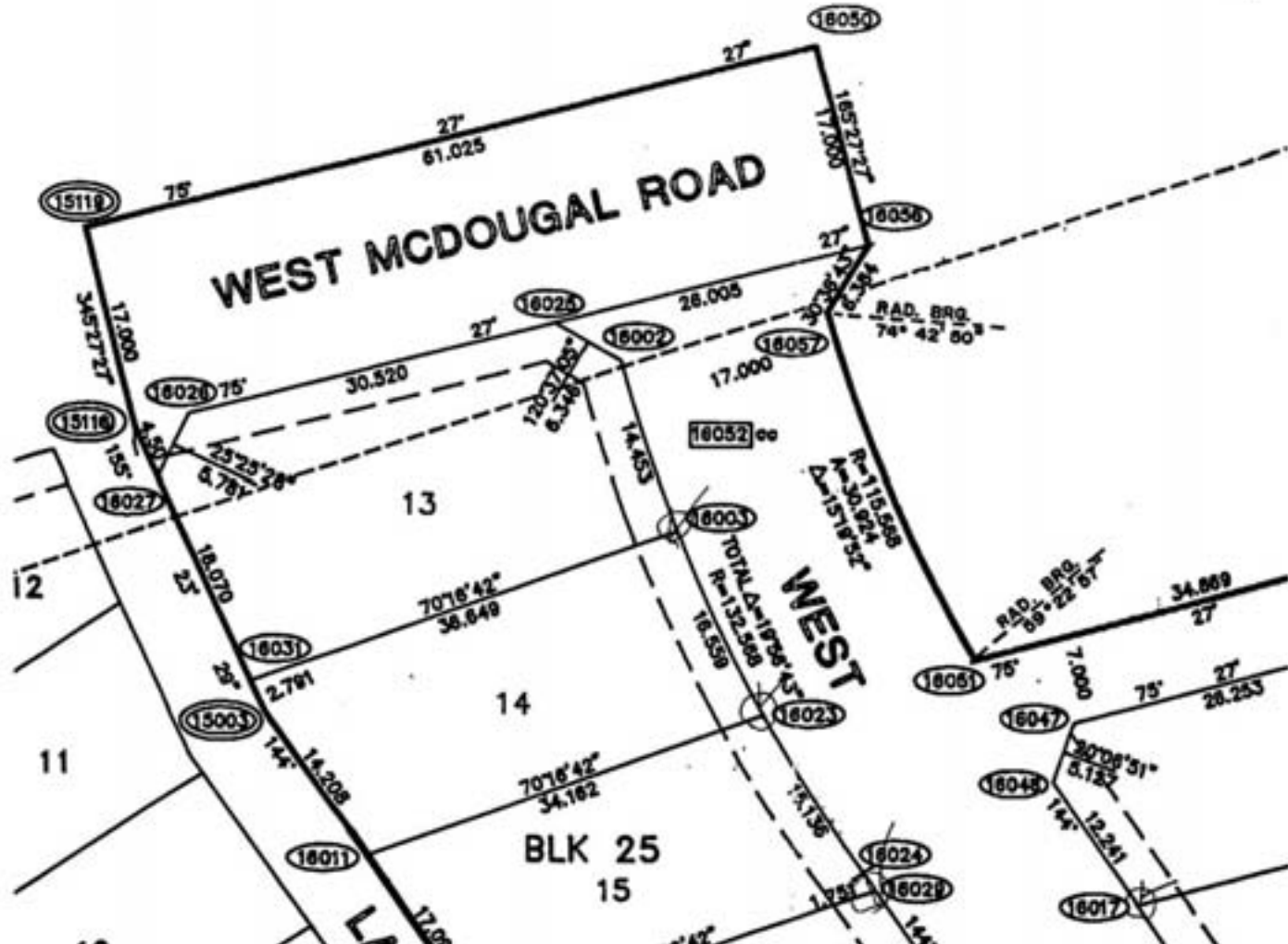




Natural Resources  
Canada

Ressources naturelles  
Canada

Canada





# Monument Reliability – Canada



City	Monuments Sought	Monuments Found	%
Abbotsford	136	122	90
Calgary	217	143	66
Kanata	124	76	61
Scarborough	97	43	44
Winnipeg	68	48	71
<b>Overall</b>	<b>642</b>	<b>432</b>	<b>67%</b>

City	Monuments dug	Monuments good	%
Abbotsford	95	93	98
Calgary	31	15	48
Kanata	19	16	84
Scarborough	17	15	88
Winnipeg	19	15	79
<b>Overall</b>	<b>181</b>	<b>154</b>	<b>85%</b>



# Monument Reliability – Alberta



Method	Sample	Reliability (Weighted Average)
Immediate Posting – front & rear posts	101	61%
Immediate Posting – front posts	183	
Deferred Posting – front posts	434	72%
Deferred Posting – rear posts	67	







Natural Resources  
Canada

Ressources naturelles  
Canada

Canada